



Preschool Lesson

Lesson 1: Death To Life



Whatchagaddaknow:

“God Can Bring The Dead To Life!”



Power Verse:

“Jesus told her, ‘I am the resurrection and the life. Anyone who believes in me will live, even after dying.’”

– **John 11:25**

Before the Lesson

- * Collect the items for the activities you plan to use, referring to the Classroom Supplies and Lesson Manual Supplies listed in the chart.
- * Pray for your students and for God’s direction in teaching the class.

This Lesson at a Glance

Activity	Classroom Supplies	Lesson Manual Supplies
Bible Story - This week, the kids will learn from the story of Jesus raising Lazarus from the dead (John 11:1-44).		Bible Story Pictures (pg. 6-9)
Hands-On Learning - The kids will learn that Jesus cares about their feelings and can bring life to hopeless situations.	Two construction paper hearts (one that’s torn in half and one that’s whole)	
Craft Option # 1 - Bible Story Coloring Page	Crayons or markers	Bible Story Coloring Page Print Piece (pg. 10)
Craft Option #2 - Lazarus Craft	Crayons or markers, Scissors, Rolls of toilet paper, Card stock	Lazarus Craft Print Piece (pg. 11)
Craft Option #3 - Jesus Cares Coloring Page	Crayons or markers	Jesus Cares Coloring Page Print Piece (pg. 12)



Bible Story

Supplies Needed: Bible Story Pictures (provided on pg. 6-9)

Teacher Instruction: Before class begins, print the Bible Story Pictures. Have the children gathered around so they can see the pictures.

Say- One day, Jesus and the disciples were approached by a messenger. (*show pic*)

Say- The messenger said, “Your friend Lazarus is very sick.” Say, “Lazarus,” with me. (*say the name aloud with the kids*)

Say- Jesus was very close friends with Lazarus and his two sisters, Mary and Martha. Jesus decided to go visit Lazarus. When Jesus arrived, He was met by Lazarus’ sister Martha. She was completely heartbroken and crying because Lazarus had already died. (*show pic*)

Say- Crying, Martha told Jesus, “If only You had been here, my brother would not have died.” Martha knew that Jesus had the power to heal the sick. Her heart was broken because Jesus did not arrive in time. Lazarus was already dead.

Say- Jesus went to the tomb where they had buried Lazarus. Lazarus’ other sister, Mary, told Jesus the same thing - “If You had been here, Lazarus would not have died.”

Say- Jesus cried. He loved Lazarus, and He loved Mary and Martha. He did not enjoy seeing Mary and Martha with broken hearts.

Say- So Jesus decided to do something and ordered the people to move the large stone that had covered Lazarus’ tomb. Martha said, “Jesus, are You sure You want to open the tomb? He’s been dead for four days. He stinks terribly by now.”

Say- The stone was rolled away, and Jesus stood a little ways away from the tomb. (*show pic*) He called out toward the tomb, “Lazarus, come out!”

Ask- Guess who came walking out of the tomb?

-Allow time for response-

Say- (*show pic*) Lazarus appeared at the entrance of the tomb. He was alive! Mary and Martha were filled with joy! Jesus brought the dead to life! It was a miracle!

Say- Jesus can TRANSFORM things in your life and do miracles. How amazing!

Pray



Hands-On Learning

Supplies Needed: Two construction paper hearts (one that's torn in half and one that's whole)

Teacher Instruction: Before class begins, gather classroom materials. Have the children gathered around so they can see any illustration materials.

Ask- What's wrong with this heart? (show broken heart pieces, displaying them as you teach)

-Allow time for response-

Say- This heart is broken. Oh no! Sometimes, very sad things happen, and you feel like your heart is broken in pieces.

Ask- What are some things you might do when you feel very sad?

-Allow time for response-

Say- Sometimes, when you're sad, you cry, you need a hug, and you want to talk to someone who helps you feel better.

Ask- Who helps you feel better when you're sad?

-Allow time for response-

Say- Moms and dads, friends, and even teachers can help you feel better when you are sad. Did you know there is someone else who can heal your broken heart and help you when you're sad? It's true!

Say- God cares about your feelings. He cares when you feel sad and broken-hearted, and He wants to help. God can mend your heart so it doesn't feel broken and sad. (show the whole heart, displaying it as you teach)

Say- When something happens that makes you sad, pray and tell God about your feelings. God listens because He loves you.

Say- Even when things seem hopeless, God can TRANSFORM them and give LIFE!

Say- Say, "TRANSFORM," with me! (say the word aloud with the kids)

Say- "Transform" means, "completely change." Just like these hearts. One is broken. (show the broken heart) I can't fix a broken heart; it seems hopeless.

Ask- Who can transform a broken heart and make it whole again?

(Continued on next page)



Hands-On Learning

(Continued)

-Allow time for response-

Say- God can! *(show the whole heart)* God can completely change things in your life, no matter what you're facing. Things might seem too bad, like they are dead and hopeless. That's how Mary and Martha felt. Lazarus was dead. There was no hope. But then, Jesus showed up! He brought the dead things to life!

Say- God can bring the dead to life! Say that with me - "God can bring the dead to life!" *(say the phrase aloud with the kids)*

Pray



Craft #1: Bible Story Coloring Page

Supplies Needed: Bible Story Coloring Page Print Piece (provided on pg. 10); Crayons or markers

Teacher Instruction: Before class begins, print the Bible Story Coloring Page Print Pieces. Make sure you have enough for each kid to have one. Gather the classroom materials as well. Have the kids sit in an area that is appropriate for coloring.

How To Do Craft - Kids can color freely as they choose.



Craft #2: Lazarus Craft

Supplies Needed: Lazarus Craft Print Piece (provided on pg. 11); Crayons or markers; Scissors; Toilet paper; Card stock

Teacher Instruction: Before class begins, print the Lazarus Craft Print Pieces. This will work best if printed on card stock. Make sure you have enough craft pages for each kid to have one. Gather the classroom materials as well. Have the kids sit in an area that is appropriate for crafting.

How To Do Craft - Allow the kids to decorate the craft page using crayons or markers. Cut out the Lazarus figure, and allow the kids to wrap him in toilet paper to mimic grave cloths. As you help the kids with the craft, talk about how God brings the dead things to life!




Craft #3: Jesus Cares Coloring Page


Supplies Needed: Jesus Cares Coloring Page Print Piece (provided on pg. 12); Crayons or markers

Teacher Instruction: Before class begins, print the Jesus Cares Coloring Page Print Pieces. Make sure you have enough for each kid to have one. Gather the classroom materials as well. Have the kids sit in an area that is appropriate for coloring.


How To Do Craft - Kids can color freely as they choose.












MARY AND MARTHA'S HEARTS WERE SO SAD BECAUSE THEIR BROTHER, LAZARUS, DIED. JESUS DID A MIRACLE AND BROUGHT LAZARUS BACK TO LIFE!





**JESUS CARES WHEN I FEEL SAD.
JESUS CAN TRANSFORM MY SADNESS AND GIVE LIFE!**