




# Preschool Lesson



## Lesson 1: Every Soul Matters To God



### Whatchagaddaknow:

“Every Soul Matters To God!”



### Power Verse:

“For this is how God loved the world: He gave his one and only Son, so that everyone who believes in him will not perish but have eternal life.”

- John 3:16

### Before the Lesson

- \* Collect the items for the activities you plan to use, referring to the Classroom Supplies and Lesson Manual Supplies listed in the chart.
- \* Pray for your students and for God’s direction in teaching the class.

### This Lesson at a Glance

Activity	Classroom Supplies	Lesson Manual Supplies
Bible Story – This week, the kids will learn from the story of Peter learning to love everyone, then sharing Jesus with Cornelius (Acts 10:1-33)		Bible Story Pictures (pg. 6-10)
Hands-On-Learning – The kids will learn that God loves everyone in the world and so should they	Box, candy, toy, movie, broccoli, chore list, kids liquid medicine	
Craft Option #1 – Bible Story Coloring Page	Crayons or markers	Bible Story Coloring Page Print Piece (pg. 11)
Craft Option #2 - Jesus With Heart Craft	Paint dotters, cardstock	Jesus With Heart Craft Print Piece (pg. 12)
Craft Option #3 – Jesus Loves Everyone Coloring Page	Crayons or markers	Jesus Loves Everyone Coloring Page Print Piece (pg. 13)



# **Bible Story**

**Supplies Needed:** Bible Story Pictures (provided on pg. 6-10)

**Teacher Instruction:** Before class begins, print the Bible Story Pictures. Have the children gathered around so they can see the pictures.

- Say-** One day, God appeared to the Apostle Peter in a dream. (*show pic*) God showed Peter a vision of a blanket coming down from Heaven with a bunch of animals on it.
- Say-** God told Peter those animals **COULD** be eaten. This food was the kind of food that Peter had been taught to **NEVER** eat.
- Say-** Peter was **SO** offended! He couldn't believe God was asking him to eat that kind of food. He told God, "I have **NEVER** eaten any food that is impure."
- Say-** God told Peter, "Do not call anything impure that I have made clean." This happened three times, and then Peter woke up.
- Say-** Through these dreams, Peter realized God was trying to teach him an important lesson. You see, Peter had a big problem.
- Say-** Peter and the other disciples were Jews, and they didn't like anyone who wasn't a Jew. They called the people who weren't Jews Gentiles. Can you say that with me? "Gentiles." (*Say the phrase aloud with the kids*)
- Say-** They told the Jews about Jesus, no problem, but they refused to share the good news of Jesus with the Gentiles.
- Say-** Peter struggled to love anyone who wasn't a Jew like him.
- Say-** Right after Peter woke up from his dream, there was a knock at his front door. The men at the door were servants of a man named Cornelius. One of them said (*show pic*), "My master, Cornelius, would like to see you."
- Say-** Cornelius was not a Jew; he was a Gentile. Peter realized that God was trying to teach him through those dreams that God loves **EVERYONE** the same. (*show pic*)
- Say-** Peter told Cornelius' family, "I now realize that God does not show favoritism but accepts men from every nation." He basically said, "I've come to realize that God loves **EVERYONE!**"

(Continued on next page)



## **Bible Story** *(Continued)*

**Say-** It was a powerful moment. *(show pic)* Peter prayed with Cornelius' entire family to accept Jesus that day. It was a miracle!

**Say-** It only happened because Peter chose to treat others just as God does. He showed love to Cornelius and his family even though they were different.

**Say-** EVERY soul matters to God! Say that with me. *(Say the phrase along with the kids)*

**Pray**



# Hands-On Learning

**Supplies Needed:** Lunchbox packed with a few lunch items

**Teacher Instruction:** Before class begins, gather classroom materials. Have the children gathered around so they can see any illustration materials.

**Ask-** Hi everyone! Today we're going to have some fun with a special activity. I have a box here, and I will pull out some things. When I show you each thing, I want you to tell me if it's something you like or don't like, okay? (Pull out items from the box, alternating between things kids like [candy, toys] and things they might not like [broccoli, medicine]. Allow time for the kids to react to each item.)

**Say-** Wow! You had some great reactions to those items! Some things you really liked, and some things, not so much, right?

**Say-** You know, life is like that. You have freedom of choice. You can like some things and not like others. If you don't like peanut butter and jelly sandwiches, you don't have to eat them. You get to choose what you like and don't like.

**Say-** It's okay not to like a sandwich, but sadly, some choose not to like people.

**Say-** They might not like someone just because of the color of their skin or where they came from.

**Say-** That's called "prejudice." Isn't that sad? That's not what God wants for us.

**Say-** People aren't like vegetables or medicine that we can choose to like or dislike. God loves EVERYONE the same.

**Say-** It doesn't matter what color skin you have, where you live, what language you speak, or what food you eat. God loves every person the same.

**Say-** So here's a big question for you: If God loves all people the same, should we love all people the same?

**-Allow time for response-**

**Say-** Yes, that's right! God wants us to love everyone, just like He does.

**Say-** Let's pray and ask God to share his love with all people.

**Say-** EVERY soul matters to God! Say that with me. (Say the phrase along with the kids)



## Craft #1: Bible Story Coloring Page

*Supplies Needed: Bible Story Coloring Page Print Piece (provided on pg. 11); Crayons or markers*

*Teacher Instruction: Before class begins, print the Bible Story Coloring Page Print Piece. Make sure you have enough for each kid to have one. Gather the classroom materials as well. Have the kids sit in an area that is appropriate for coloring.*

**How To Do Craft** - Kids can color freely as they choose.



## Craft #2: Jesus With Heart Craft

*Supplies Needed: Jesus With Heart Craft Print Piece (provided on pg. 12); Paint Dotters; Cardstock*

*Teacher Instruction: Before class begins, print the Jesus With Heart Craft Print Piece. Make sure you have enough craft pages for each kid to have one. This will work best if printed on cardstock. Gather the classroom materials as well. Have the kids sit in an area that is appropriate for crafting.*

**How To Do Craft** - Allow the kids to decorate one craft using paint dotters. As you help the kids with the craft, talk about loving people like Jesus does!



## Craft #3: Jesus Loves Everyone Coloring Page

*Supplies Needed: Jesus Loves Everyone Coloring Page Print Piece (provided on pg. 13); Crayons or markers*

*Teacher Instruction: Before class begins, print the Jesus Loves Everyone Coloring Page Print Piece. Make sure you have enough for each kid to have one. Gather the classroom materials as well. Have the kids sit in an area that is appropriate for coloring.*

**How To Do Craft** - Kids can color freely as they choose.













**PETER SHARED HIS FAITH WITH CORNELIUS AND HIS FAMILY.  
HE LEARNED THAT GOD LOVES EVERYONE IN THIS WORLD!**



# **GOD LOVES EVERYONE IN THIS WORLD!**



**GOD LOVES EVERYONE IN THIS WORLD!**