



# Preschool Lesson



## Lesson 1: Worth The Risk



### Whatchagaddaknow:

If I Take A Risk, God Will Bring The Victory!"



### Power Verse:

"The LORD is my light and my salvation—so why should I be afraid?..."

– Psalm 27:1

## Before the Lesson

- \* Collect the items for the activities you plan to use, referring to the Classroom Supplies and Lesson Manual Supplies listed in the chart.
- \* Pray for your students and for God's direction in teaching the class.

## This Lesson at a Glance

Activity	Classroom Supplies	Lesson Manual Supplies
Bible Story - This week, the kids will learn from the story of God helping David defeat Goliath (Genesis 40:23-41:46).		Bible Story Pictures (pg. 7-16)
Hands-On Learning - The kids will learn that when they take a risk and obey God, He will be their strength.	Volunteer prepped ahead of time, A chair, A snack	
Craft Option # 1 - Bible Story Coloring Page	Crayons or markers	Bible Story Coloring Page Print Piece (pg. 17)
Craft Option #2 - Slingshot Craft	Yarn, Scissors, Glue, Cotton balls, Cardstock	Slingshot Craft Print Piece (pg. 18)
Craft Option #3 - Take A Risk For God Coloring Page Coloring Page	Crayons or markers	Take A Risk For God Coloring Page Print Piece (pg. 19)



# **Bible Story**

**Supplies Needed:** Bible Story Pictures (provided on pg. 7-16)

**Teacher Instruction:** Before class begins, print the Bible Story Pictures. Have the children gathered around so they can see the pictures.

**Say** - Today's Bible Story begins with the army of Israel, God's chosen people, in a terrible situation. (show pic)

**Say** - The enemy army, the Philistines, wanted to fight the Israelites. That's not good!

**Say** - A young man named David (show pic) arrived at the battle to bring some food for his brothers. When David arrived, he saw how upset and scared all of the soldiers were.

**Say** - Suddenly, David heard the reason why they were scared. (show pic)

**Say** - A Philistine giant named Goliath screamed, "Send me a man who will fight me!" Goliath was over nine feet tall and had never been beaten in a battle. (show pic)

**Say** - Not a single one of them was willing to take the risk of going up against the mighty Goliath.

**Say** - David couldn't believe it. He looked around and saw nothing but scared soldiers. (show pic) So, he spoke up, "I will fight this giant."

**Say** - The soldiers laughed at him. Everyone tried to talk David out of fighting Goliath. When that didn't work, the king tried to offer David his armor, but the armor did not fit - David was just a kid.

**Say** - So David decided to take a HUGE risk and take on the giant in his own way. David was a shepherd. He was used to defending his sheep with his slingshot. (show pic)

**Say** - David grabbed five smooth stones from a nearby stream and headed out to face Goliath. (show pic)

**Say** - Goliath made fun of David because he was just a boy. That didn't matter to David. He knew that God was on his side. (show pic)

**Say** - David yelled back at Goliath, "I come to you in the name of the Lord God! This is HIS battle!" (show pic)

**Say** - David loaded up his slingshot with one of his stones. He hurled it around and around until he finally let it fly towards Goliath. The rock sailed through the air. (show pic)

(Continued on next page)



## **Bible Story** *(Continued)*

**Say** - The rock hit Goliath right between the eyes. It hit him so hard that it knocked him to the ground. David beat the giant, and God received the glory.

**Say** - Imagine if David had not been willing to take the risk. If he had given in to his fear and not fought the giant, all of Israelites would have become slaves to the Philistines.

**Say** - This story teaches us that you are never too young to take a risk for God. Today, you are going to learn more about how YOU can win incredible victories if you are willing to take a risk and trust God!

**Pray**



# Hands-On Learning

*Supplies Needed: Volunteer prepped ahead of time, A chair, A snack of any kind*

*Teacher Instruction: Before class begins, gather classroom materials. Have the children gathered around so they can see.*

**Ask** - Have you ever seen a situation like this? *(point to volunteer, who is sitting in a chair off to the side, alone, eating their snack and looking sad and lonely)*

**Say** - This person is sitting all by themselves, eating their snack, and looking very sad and lonely.

**Say** - Maybe you’ve seen something like this and wondered what you can do to help someone who is alone, or hurting, or sad.

**Say** - You feel like you should help, but you feel scared to step out and do something.

**Say** - Maybe I should help this person? *(point to volunteer and say the next lines as if you’re thinking out loud)*

**Say** - “What if I ask them to sit with me and my friends get mad? What if they don’t want to sit with me? What if I’m embarrassed in front of everyone? OH NO! I’m scared to help!”

**Ask** - Has anyone ever felt scared to help?

**-Allow time for response-**

**Say** - David faced a scary situation. The Israelites needed help.

**Say** - David knew that he had to do the right thing and help. David also knew that he wouldn’t fight Goliath in his own strength - God would give him strength.

**Say** - When God asks you to do something that seems risky, you can remember David.

**Say** - God not only promised to be with David, He promises to be with you!

**Say** - When you do what’s right and obey God, He will give you strength.

**Say** - God wants to use you right now! It doesn’t matter that you are young or small.

**Say** - David was young and small, and God used him to win a HUGE victory!

**Say** - God has plans to use you to do GREAT BIG things if you will obey Him!

*(Continued on next page)*





# **Hands-On Learning** *(Continued)*

**Say** - God will give you strength to help the lonely, the hurting, and the needy.

**Say** - God helps you stand up for what is right, even when it seems scary or risky.

**Say** - When you obey God and act in His strength, He will bring the victory!!!

**Say** - Let's pray.

**Pray**



## **Craft #1: Bible Story Coloring Page**

*Supplies Needed: Bible Story Coloring Page Print Piece (provided on pg. 17); Crayons or markers*

*Teacher Instruction: Before class begins, print the Bible Story Coloring Page Print Pieces. Make sure you have enough for each kid to have one. Gather the classroom materials as well. Have the kids sit in an area that is appropriate for them to color in.*

**How To Do Craft** - Kids can color freely as they choose.



## **Craft #2: Slingshot Craft**

*Supplies Needed: Slingshot Craft Print Piece (provided on pg. 18); Yarn; Scissors; Glue; Cotton balls; Cardstock*

*Teacher Instruction: Before class begins, print the Slingshot Craft Print Pieces. This will work best if printed on cardstock. Make sure you have enough coloring pages for each kid to have one of each. Gather the classroom materials as well. Have the kids sit in an area that is appropriate for them to color and glue.*

**How To Do Craft** - Allow each kid to color a slingshot and attach a piece of yarn across the top of the slingshot, using glue. The kids can then use glue to attach cotton balls to the circles.




## **Craft #3: Take A Risk For God Coloring Page**

*Supplies Needed: Take A Risk For God Print Piece (provided on pg. 19); Crayons or markers*

*Teacher Instruction: Before class begins, print the Take A Risk For God Coloring Page Print Pieces. Make sure you have enough for each kid to have one. Gather the classroom materials as well. Have the kids sit in an area that is appropriate for them to color in.*

**How To Do Craft** - Kids can color freely as they choose.







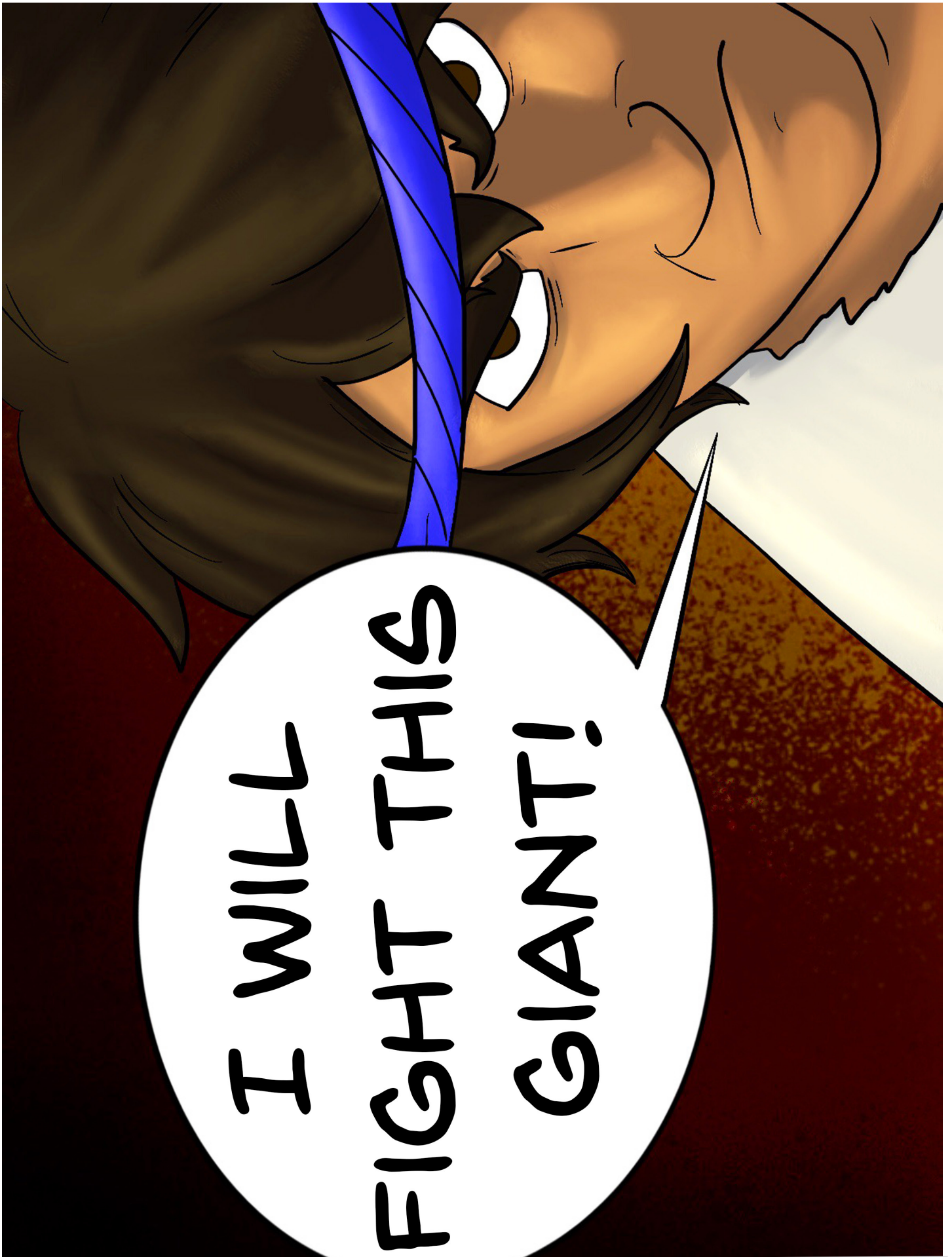






































# **DAVID TOOK A RISK, AND GOD GAVE HIM THE VICTORY!**



**DAVID TOOK A RISK, AND  
GOD GAVE HIM THE VICTORY!**



**WHEN I TAKE A RISK FOR GOD,  
HE WILL USE ME TO DO GREAT BIG THINGS!**